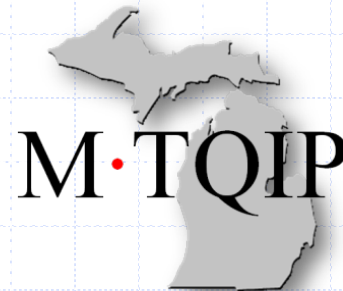


MTQIP Site-Specific PI Projects

Munson – Anticoagulant Reversal

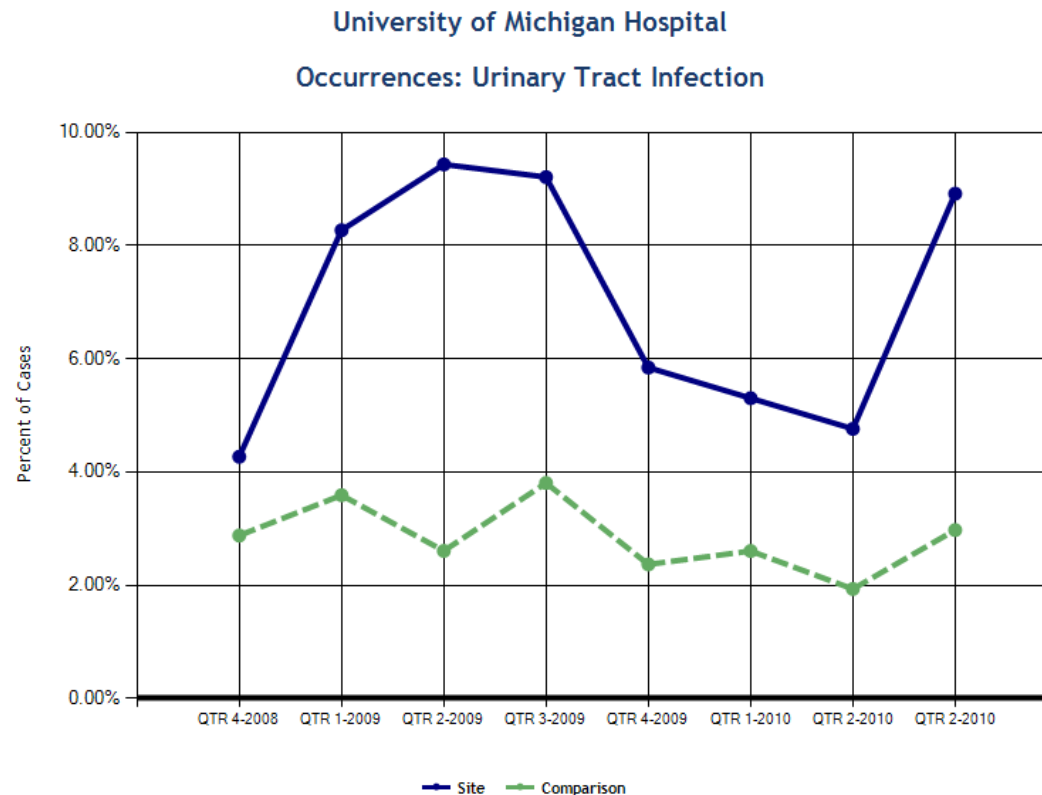
Hurley – Urinary Tract Infection

Univ. of Michigan – UTI, VTE



Urinary Tract Infection

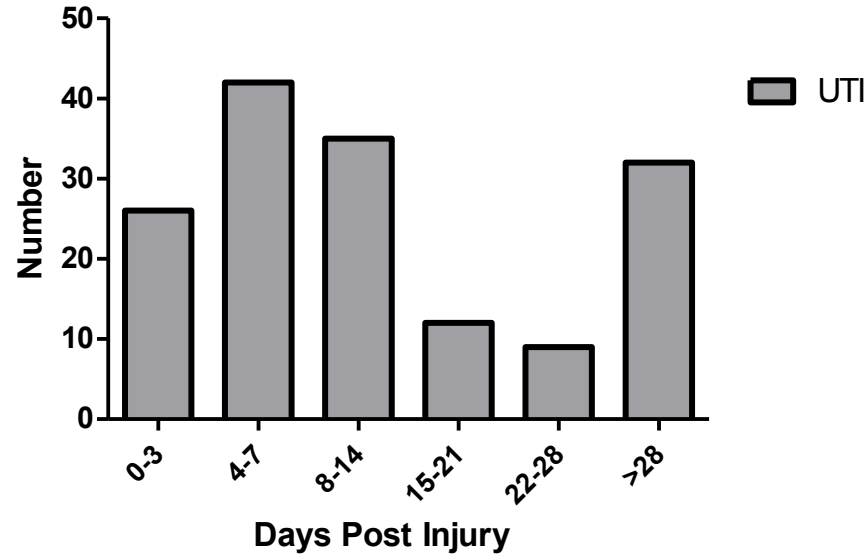
- ◆ Always a high-outlier on MTQIP report



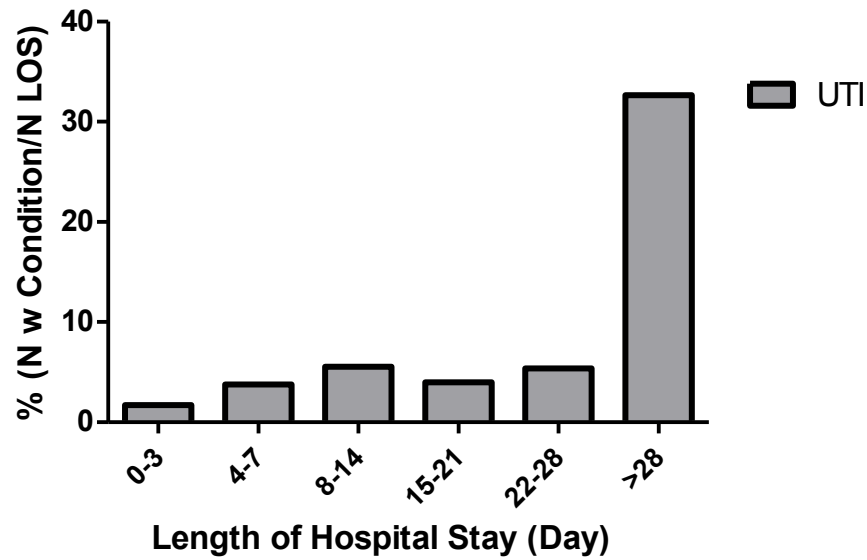
Approach

- ◆ Dive into data
- ◆ Reviewed definition with registrar
- ◆ Publicized problem
 - Nurses
 - Residents, PA' s
 - Attendings
- ◆ Meeting to discuss ideas
- ◆ Hospital initiative
 - Concurrent

Timing of UTI



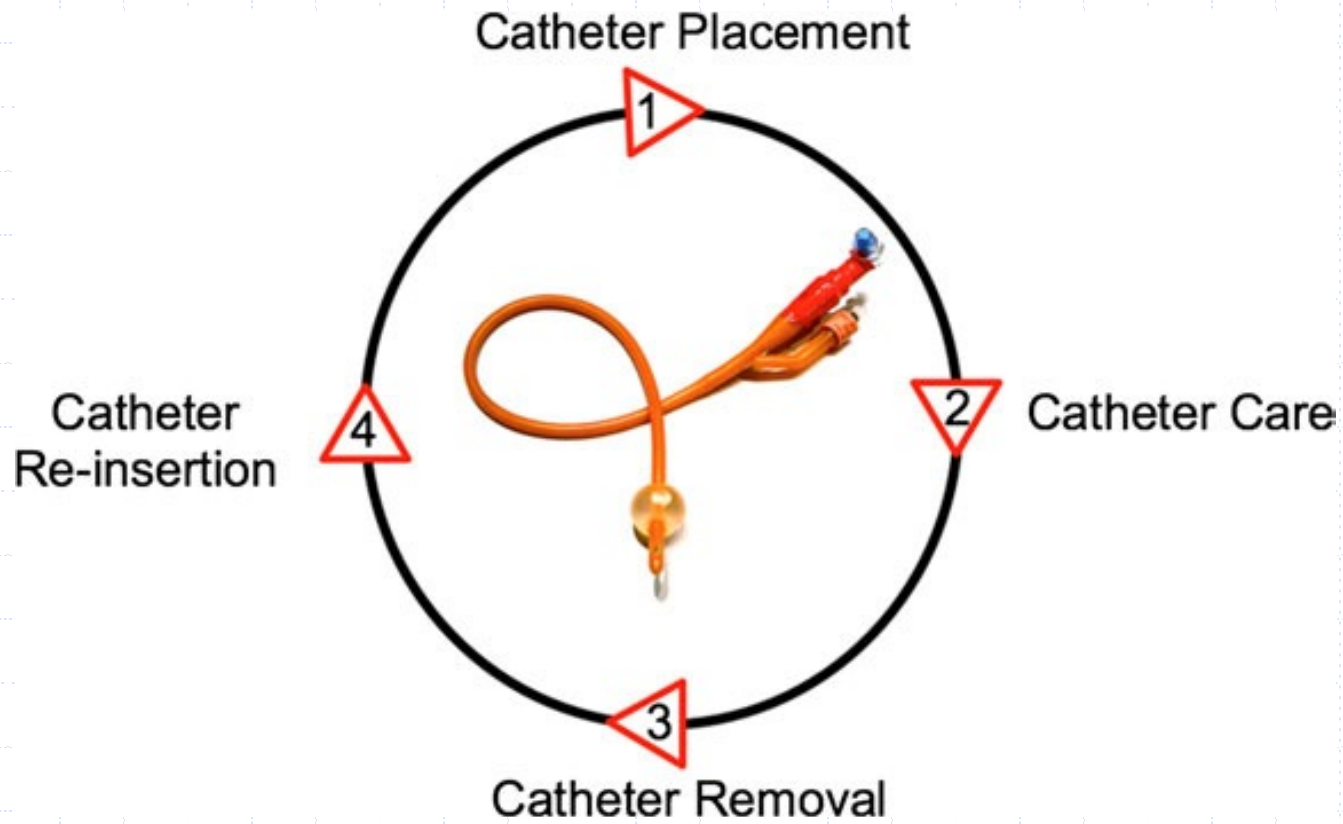
Rate of UTI



Risk Factors

Age ≥ 75	OR 3.6 95% CI 1.8-7.4
Gender	OR 2.8 95% CI 1.9-4.0
ISS 25-35	OR 3.2 95% CI 2.0-7.4
ISS ≥ 35	OR 4.0 95% CI 2.1-7.4
AIS Ext > 2	OR 1.9 95% CI 1.3-2.8

Catheter Life-Cycle



Ideas – Actions Taken

◆ Catheter Placement

- Adjust criteria for ED Foley placement
- Silver tip Foley (Currently in use)
- Routine Urine Culture on high risk population/
transfers on arrival

◆ Catheter Care

- Healthcare Infection Control Practices Advisory Committee (HICPAC) protocol

Ideas – Actions Taken

◆ Catheter Removal

- HICPAC protocol
- Trauma Service Foley Removal protocol (Nursing empowered and driven)

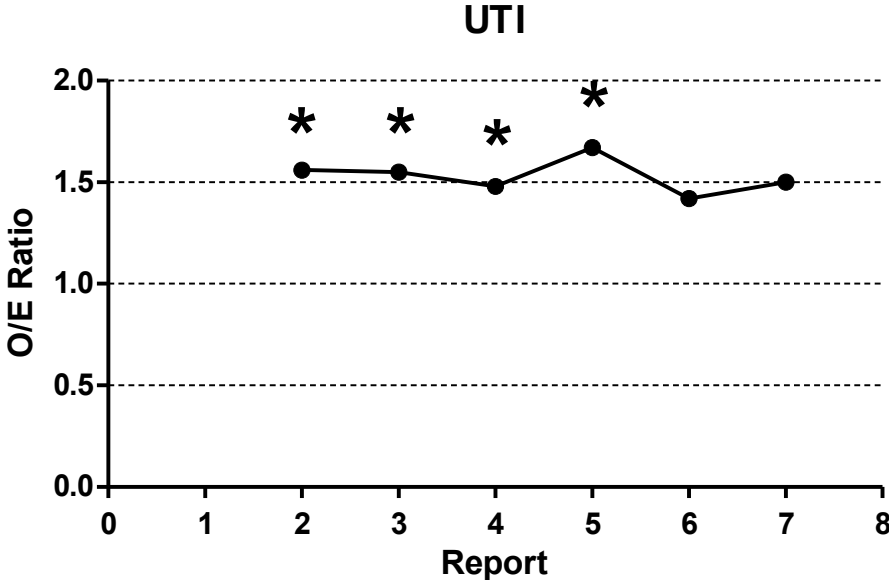
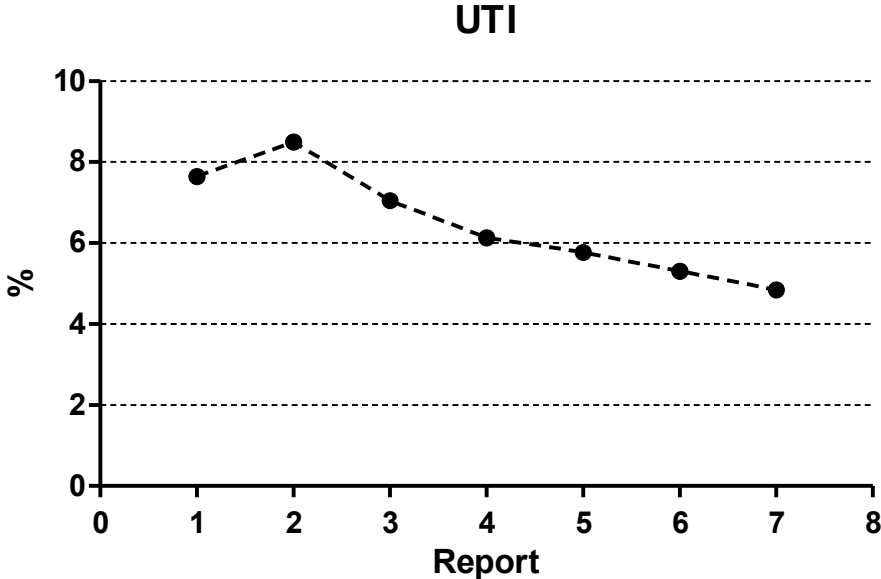
◆ Catheter Reinsertion

- Increased use of alternatives (straight cath, condom cath, female urinal)
- Post-Foley removal protocol

Ideas – Actions Taken

- ◆ Consider foregoing Foley catheter placement in an adult trauma patient who meets all of the following criteria after the primary and secondary survey.
 - 1) Blood pressure and heart rate are in the normal range and stable.
 - 2) The patient appears to have minimal to no obvious injuries based on H&P (e.g. minor distal extremity fracture).
 - 3) The patient is awake and has a GCS of 14-15 and is a candidate for early spine clearance.
- ◆ If the patient meets these criteria, at the discretion of the trauma team, Foley catheter placement can be deferred and the patient taken for additional imaging as appropriate. Should the patient's condition change or injuries are found that necessitate a Foley catheter then placement will proceed.

Results



Next Steps

- ◆ Reinforce feedback
- ◆ Track Foley catheter days
- ◆ Review positive cases
- ◆ Build QI culture

